


# NEW YEAR'S EVE

# NOISE MAKERS

**Directions:** With the help of an adult, check off the boxes as you collect the craft materials.

## CRAFT MATERIALS:



Foil Plate



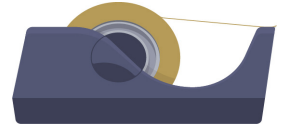
Craft Stick



Jingle Bells




Stapler



Tape



Ribbons



Stickers

## DIRECTIONS:

1. Fold the foil plate in half.
2. Tape or staple the edges of the plate together.
3. Tape the craft stick to the middle of the plate's rounded edge.  
*Ensure the craft stick is well secured to the plate.*
4. Cut the ribbon into 4-6 inch pieces.
5. Tape each piece of ribbon to the rounded edge of the plate.
6. Tie a jingle bell to the dangling end of each ribbon.
7. Decorate your noisemaker with the stickers.
8. Shake your noisemaker to celebrate 2021!

## EXAMPLE:

