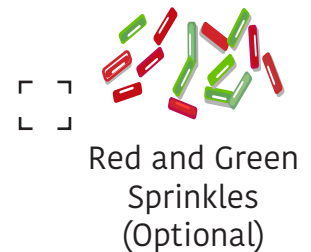
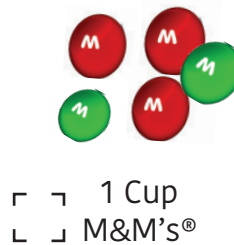
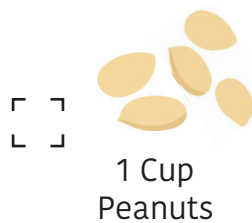
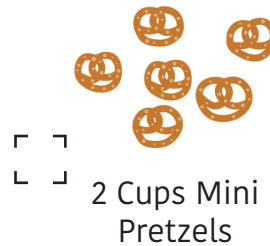

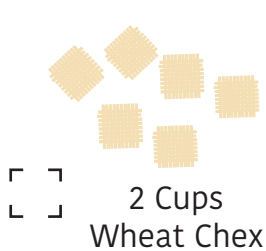


HOLIDAY PUPPY CHOW RECIPE

This is a great recipe to enjoy during a virtual holiday party or movie marathon!

Directions: With the help of an adult, gather the necessary ingredients and follow the instructions below.



Instructions:

1. In a large bowl combine corn chex, wheat chex, pretzels, marshmallows, peanuts, and M&M's®.
2. Microwave the white chocolate in 30 second intervals, stirring between each interval.
3. Pour the white chocolate over the mixture and stir until it's fully coated.
4. Transfer the mixture to a parchment lined baking sheet and top with sprinkles. Then refrigerate for one hour, or until firm.
5. Break it up into pieces and enjoy!